


3) Pinte as figuras abaixo de acordo com as frações.

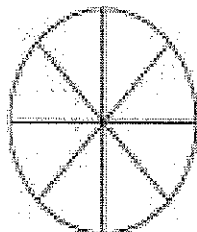
1.

$$\frac{4}{7} =$$




2.

$$\frac{2}{8} =$$



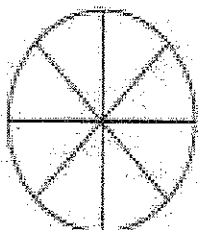
3.

$$\frac{3}{7} =$$



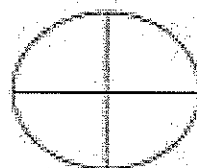
4.

$$\frac{5}{8} =$$



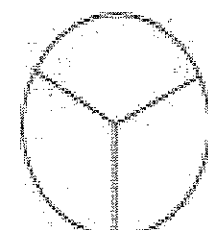
5.

$$\frac{4}{4} =$$




6.

$$\frac{1}{3} =$$



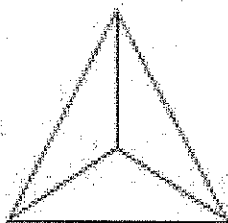
7.

$$\frac{2}{5} =$$




8.

$$\frac{2}{3} =$$



9.

$$\frac{1}{5} =$$



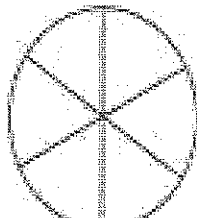
10.

$$\frac{1}{2} =$$



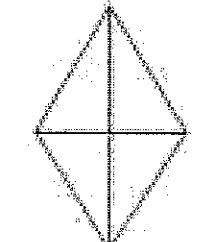
11.

$$\frac{5}{6} =$$




12.

$$\frac{3}{4} =$$




13.

$$\frac{3}{6} =$$



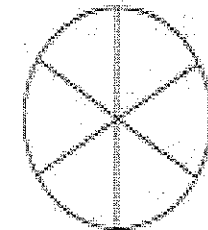
14.

$$\frac{3}{8} =$$

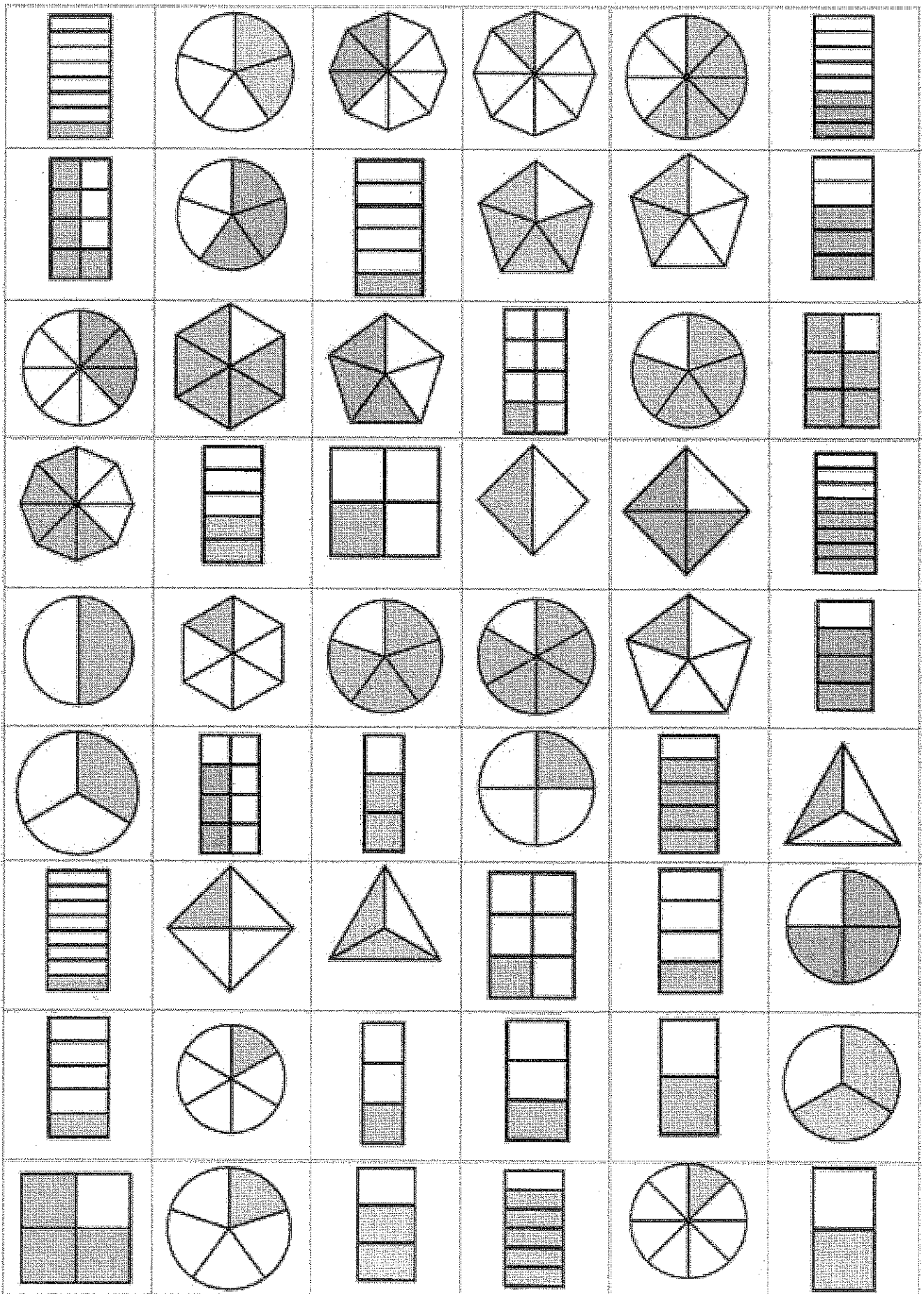


15.

$$\frac{6}{6} =$$



4) Agora escreva em seu caderno como se lê cada uma das frações acima.

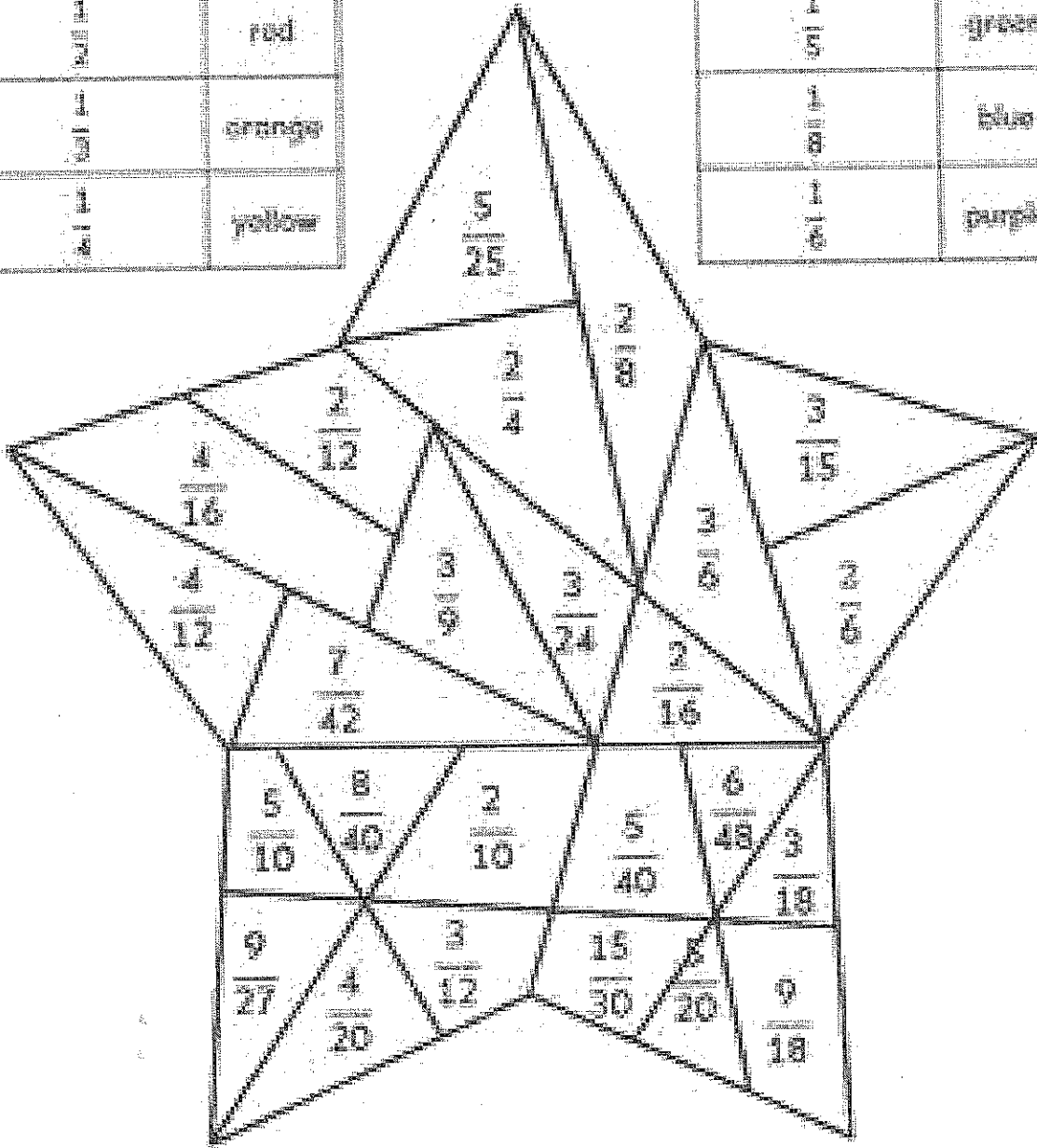


Equivalent Fractions

Color each equivalent fraction according to the key below.

equivalent to:	color:
$\frac{1}{2}$	red
$\frac{1}{3}$	orange
$\frac{1}{4}$	yellow

equivalent to:	color:
$\frac{1}{5}$	green
$\frac{1}{6}$	blue
$\frac{1}{8}$	purple



KESİRLER 1

Aşağıdaki şekillerin yanında belirtilen kesir kadarını boyayınız.

